


Student Loan Debt Payoff

Starting Balance _____




\$200



\$400



\$600




\$800



\$1,000




\$1,200



\$1,400



\$1,600



\$1,800



\$2,000



\$2,200



\$2,400



\$2,600



\$2,800



\$3,000



\$3,200



\$3,400



\$3,600



\$3,800



\$4,000



\$4,200



\$4,400



\$4,600



\$4,800



\$5,000

Ending Balance _____